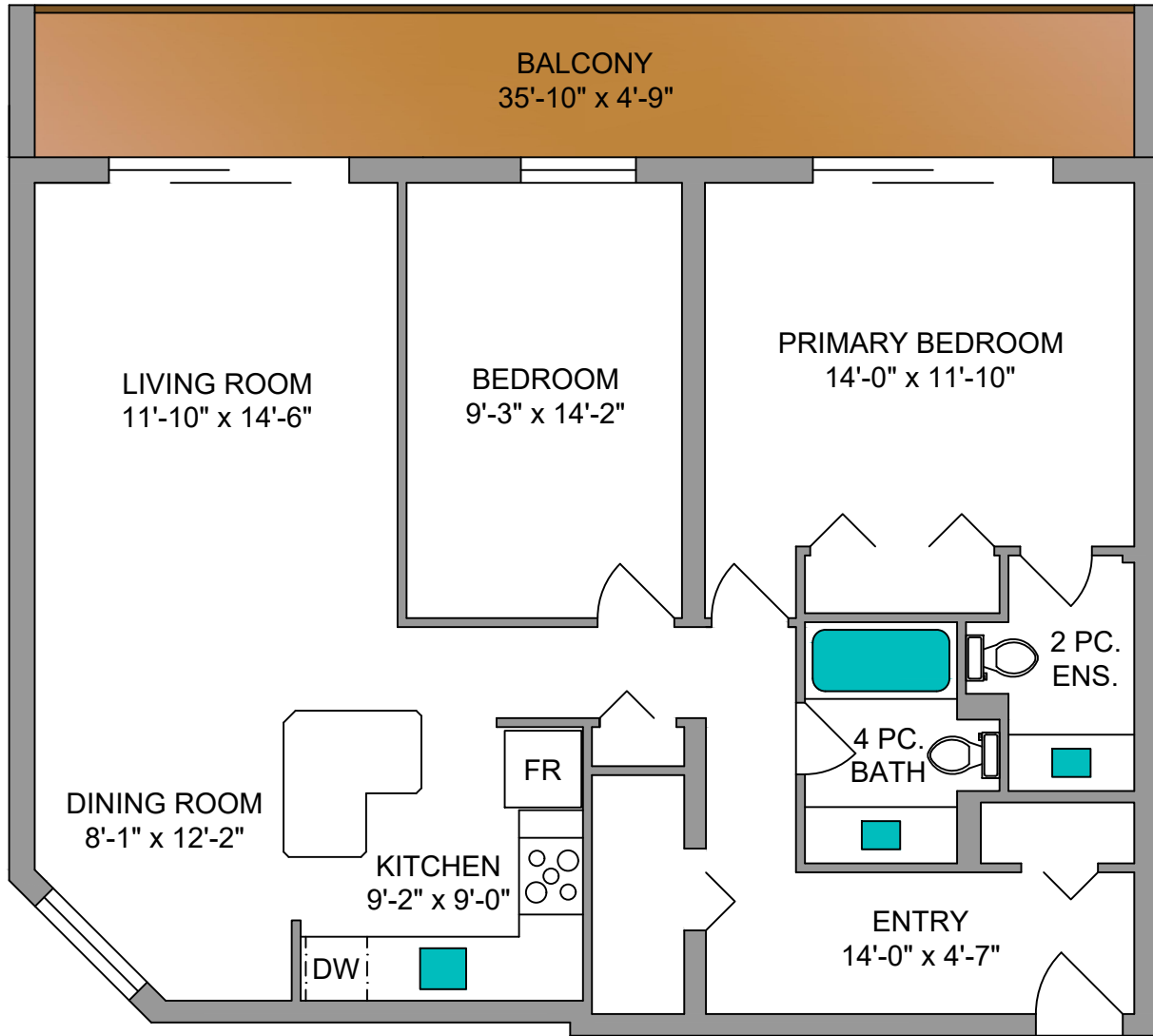
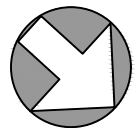
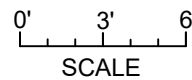


UNIT 205 - 1450 BEACH DRIVE
 1020 SQ. FT.
 8'-0" CEILING HEIGHT



NORTH



Marc Owen-Flood
 PERSONAL REAL ESTATE CORPORATION
 Marc Owen-Flood & Associates



Note: This floor plan is provided by Newport Realty Ltd. as a convenient reference only, and is not to be relied upon as accurate. Prospective Buyers must satisfy themselves not only of the actual measurements, but also to the status of any finished space shown on this floor plan, specifically in relation to minimum ceiling height for habitable rooms required by the BC Building Code, allowable finished floor area in relation to current zoning, and determination if space was developed with necessary municipal permits.

UNIT 205 - 1450 BEACH DRIVE		
MAY 15, 2024		
PREPARED FOR THE EXCLUSIVE USE OF MARK OWEN-FLOOD		
PLANS MAY NOT BE 100% ACCURATE, IF CRITICAL BUYER TO VERIFY.		
FLOOR	AREA (SQ. FT.)	
	FINISHED	BALCONY
SECOND	1020	178