

Note: This floor plan is provided by Newport Realty Ltd. as a convenient reference only, and is not to be relied upon as accurate. Prospective Buyers must satisfy themselves not only of the actual measurements, but also to the status of any finished space shown on this floor plan, specifically in relation to minimum ceiling height for habitable rooms required by the BC Building Code, allowable finished floor area in relation to current zoning, and determination if space was developed with necessary municipal permits.

STUDIO 376 SQ. FT.

8'-10" VAULTED CEILING

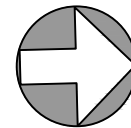
MAIN FLOOR 650 SQ. FT.

8'-0" CEILING HEIGHT

LOWER FLOOR 704 SQ. FT.

7'-4" CEILING HEIGHT

NORTH



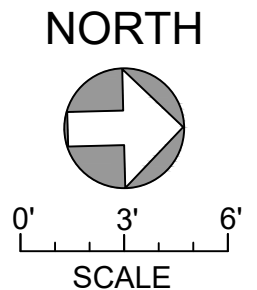
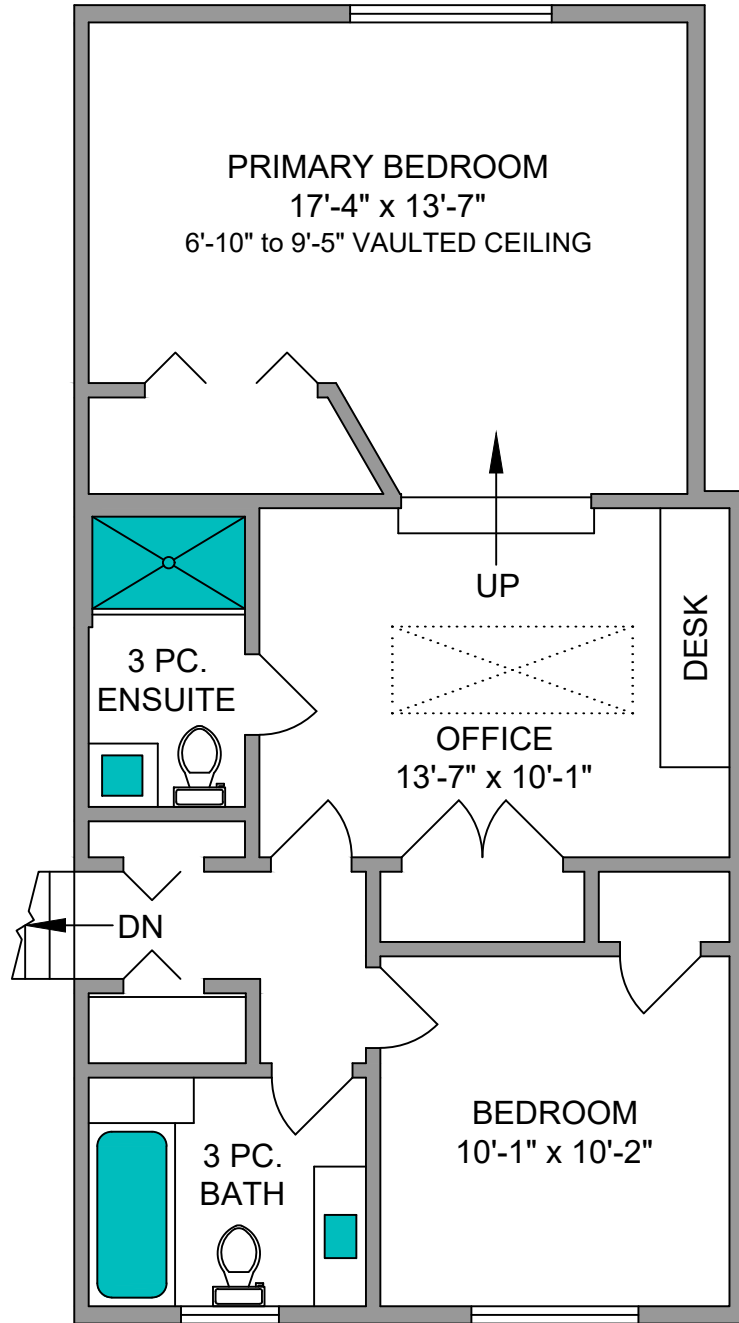
0' 5' 10'
SCALE

1632 WILMOT PLACE
JANUARY 12, 2026

PREPARED FOR THE EXCLUSIVE USE OF MARK OWEN-FLOOD
PLANS MAY NOT BE 100% ACCURATE, IF CRITICAL BUYER TO VERIFY.

FLOOR	AREA (SQ. FT.)	
	FINISHED	DECK
MAIN	650	168
UPPER	725	-
LOWER	704	-
STUDIO	376	-
TOTAL	2455	168

UPPER FLOOR
725 SQ. FT.
8'-0" CEILING HEIGHT



Marc Owen-Flood
PERSONAL REAL ESTATE CORPORATION
Marc Owen-Flood & Associates



PROPERMEASURE
FROM PRECISION TO PERFECTION
propermeasure.com | 250.884.9753
matt@propermeasure.com

Note: This floor plan is provided by Newport Realty Ltd. as a convenient reference only, and is not to be relied upon as accurate. Prospective Buyers must satisfy themselves not only of the actual measurements, but also to the status of any finished space shown on this floor plan, specifically in relation to minimum ceiling height for habitable rooms required by the BC Building Code, allowable finished floor area in relation to current zoning, and determination if space was developed with necessary municipal permits.

1632 WILMOT PLACE JANUARY 12, 2026 PREPARED FOR THE EXCLUSIVE USE OF MARK OWEN-FLOOD PLANS MAY NOT BE 100% ACCURATE, IF CRITICAL BUYER TO VERIFY.		
FLOOR	AREA (SQ. FT.)	
	FINISHED	DECK
MAIN	650	168
UPPER	725	-
LOWER	704	-
STUDIO	376	-
TOTAL	2455	168